



Sentiment Analysis With Radial Basis Function Hyperparameter Apply in Data Classification

Nikita M. Kakdiya
Student, Computer Engineering,
R.K.University,
Rajkot-India

Prof. Maulik V. Dhamecha
ASST. Professor CE Dept,
R.K.University,
Rajkot-India

Prof. Kamlesh M. Patel
Professor CE Dept,
R.K.University,
Rajkot-India

Abstract: Sentiment analysis determining the evaluation of a piece of text, that natural language processing and information extraction task that identifies the user's views or opinions explain in the form of positive, negative or may be neutral comments of the text. In this paper, present of the Radial basis function (Rbf) as the support vector machine in data classification application. In perform hyperparameters and kernel, in hyperparameters of radial basis function in change the sigma parameters and become increase the accuracy to changes in parameters. We improve the results using hyperparameter using sigma values, Radial basis function and SVM kernel approach, Our present work uses the sentiment analysis standard datasets. These are two standard dataset gold and movie review datasets V1.0 and V2.0 of Cornell University [10] are selected, which are used by many of the researchers in the field of sentiment analysis. Movie database in 2% accuracy increase during change the hyperparameters value In their change the sigma parameters of rbf in kernel svm. And gold dataset in accuracy is increase is 1.20% and compares Naïve Bayes and kernel svm in accuracy is 5% increase.

Keywords: Sentiment Analysis, Kernel support vector machine, Radial basis function, Hyperparameter of Rbf Classifier.

I. INTRODUCTION

Sentiment Analysis (SA) or opinion mining is a field of information retrieval (IR) and natural language processing (NLP) and share characteristics such as text mining and information extraction. Sentiment analysis is a technique to detect and extract information in text documents. In short sentiment is his or her judgment, mood or evolution of object like..Movie, book, product, etc., with the evolution of web technology, there is a huge amount of data present in the web for internet users. There user use the available resources in the web and also give there feedback, thus generating useful information. User's opinions, views, feedback and suggestion available through the web, it's very much analyze and explore their views for better decision. In current search engine people to search for other people's opinion from the internet before purchasing a product, When we are not familiar with a specific product, we ask our trusted sources to recommend [1]. many websites provide user commenting, online expression and rating services, and that reviews help to user's opinion about specific product, and present essential information helpful for business to market and organizations to make decision in a better way.

Sentiment analysis determining the evaluation of a piece of text, that natural language processing and information extraction task that identifies the user's views or opinions explain in the form of positive, negative or may be neutral comments of the text. Positive opinion words are used to express desired states while negative Opinion words are

used to express undesired states. Examples of positive opinion words are beautiful, wonderful, good, and amazing and examples of negative opinion words are bad, poor, and terrible. Various supervised techniques to sentiment analysis like... Naïve Bayes, support vector machine, maximum entropy, it performs the sentiment classification task and consider sentiment classification accuracy. Different machine learning classifier has their own set of configuration parameters, which are required to tune before model gets trained. This parameter is known as hyperparameters.[9] Proposed approach provided very promising results on standard datasets[10]. For example...The regularization hyper parameter C in a support vector machine (svm) is usually tuned by training the svm with several different values of C, and selecting the one that achieves the best performance on a holdout set. And also depends on a Hyperparameter. There value is changed then classification accuracy also becomes increased.

to create these components, incorporating the applicable criteria that follow.

II. TECHNIQUE IN SENTIMENT CLASSIFICATION

An overview of sequential steps and techniques commonly used in sentiment classification approaches, as shown in Figure 1.

In figure 1. in there Comment, feedback reviews, in that text is passed into the preprocessing phase in there Retweets, stop words, links, URLs, mentions, punctuation, and accentuation were removed so that data set could be standardized. Provides. [2, 3]. These are two standard dataset gold and movie review datasets V1.0 and V2.0 of

Cornell University [10] are selected and apply that all steps and technique in figure 1.

A. Tokenization

In these steps text is split into a sequence of tokens. For example... **‘the movie was Interesting but not compelling’**, the tokens would be- ‘the’, ‘movie’, ‘was’, ‘interesting’, ‘but’, ‘not’, ‘compelling’.

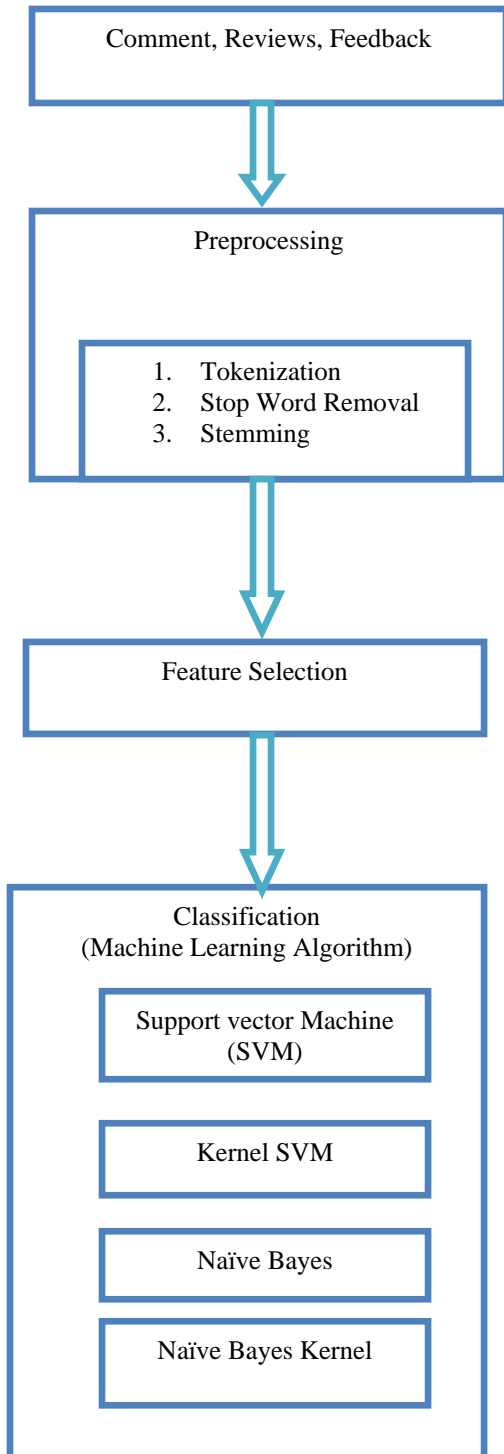


Figure 1. Steps and Techniques used in Sentiment Analysis

B. Stop Word Removal

Natural language processing system may contain variety of stop list per language. Few stop word are.”I”,”and”,”the”,”it”, they all words do not have any meaning in sentiment analysis. so that all word are removed or ignore.

C. Stemming

Stemming program referred as a stemmers or stemming algorithm, in their same stemm are replaced like...“Interesting”, “interested”, are reduce to the stemm “interest”.

D. Feature Selection

Feature selection is very important role in label propogation,in there follow ,V,N,A,R,referes to adverb,verb,noun,pronoun,[4].words are in the form of tokens, free from ambiguity. This collection of words has Also been freed from words and symbols (like punctuations, conjunctions, and etcetera) of we need to collect important features which could be used to recognize the sentiment of the text.

III. MATERIAL AND METHODS

Sentiment analysis is a process of mining on this user generated text content and determining the sentiment of users. This paper only focuses on sentiment analysis using machine learning approaches. Most researchers have focused classification models on support vector machine, Naive Bayes, maximum entropy are used. in there are hardly few paper which focused on radial basis function. This paper focuses on those hyper parameters of Radial basis function (Rbf) and kernel support vector machine, which can lead to good accuracy results compared to those of the previous results on standard datasets. Achieves accuracy of gold review dataset in 67.62% and becomes 72.91% and movie review dataset in 73.95% and become 75.56%, when using kernel and radial basis function in apply hyperparameter.

A. Support Vector Machine Kernel Hyperparameter Selection using Radial Basis Function

We propose a new method for Radial basis kernel hyper parameter optimization for support vector machine classification (svm). svm are use of kernel, kernel svm based Radial basis function method is give to accurate result. in their changing in sigma parameter of radial basis function then increase the accuracy of machine learning algorithm.

B. Support Vector Machine(SVM)

They present by (vapnik,1979) and now it has become most widely used approach in the field of machine learning [7].svm depends on model selection, it produce better results compare to other models, svm aims at minimizing the margin between the separating hyper plane and the data. We use E1071 package for training and testing in R Tool. Suppose we are given a set of k for observation..

$(X_1, Y_1) \dots (X_k, Y_k)$.

With input $X_i \in \mathcal{X} = \mathbb{R}^d, i=1, 2 \dots k$, that indicate targets $Y_i \in \mathcal{Y}$.in the general problem of supervised learning, our goal is to find a function $f(x)$ in the set of functions F which minimizes loss function on future observation [4,5].

C. Kernel Support Vector Machine(Ksvm)

We have used kernels with support vector machine to transform data from its original space to one ,where it can be more easily separated and grouped[6,8].then the inner product of those vector is taken, it has proved produce best results with text related operations we use kernlab package for training and testing, mercer’s theorem defines define : Equation (1) is . . .

$$K(X,Y) = \phi(X).\phi(Y) \tag{1}$$

Where k presents kernel and ϕ is the mapping function which maps the arguments into the inner space.

D. Radial Basis Function(RBF)

The Radial basis function (Rbf) has attracted a high degree of interest in research communities [7]. Radial Basis Function is general-purpose kernels used when there is no prior knowledge about the data. The svm has set of parameters called hyperparameters, the soft margin constant C, and any parameters the kernel function may depend on radial basis kernel parameter(rbf) also have a significant effect on the decision boundary.

The radial basis function is given Equation (2) is . . .

$$k(X, X') = \exp (-\sigma\|X-X'\|^2) \tag{2}$$

The regularize parameter C and kernel parameter such as σ compromise the vector h of hyper parameter in the model h is usually chosen by optimizing a validation measure. Where $\sigma > 0$ Then that parameter that controls the width of the Radial Basis Function. σ of the kernel function that implicitly defines the nonlinear mapping from input space to some high dimensional feature space. This expression is essential zero, if the distance between X and X' is much larger than $1/\sigma$. Code are given in there radial basis function of kernel support vector machine(ksvm) hyperparameter value in changes sigma values then result in accuracy become increase.

In R Tool in code is defining (3) is . . .

Kernel svm with hyper parameter in radial basis function(rbf)

```
ks0<-
ksvm(results[,6]~.,data=results[,2:5],kernel="rbfdot",kpar=li
st(sigma=0.05),C=5,cross=3)
recall_accuracy(results[,6],predict(ks0, results))*100 \tag{3}
```

IV. RESULT AND DISCUSSION

Our present work uses the sentiment analysis standard datasets. These are two standard dataset gold and movie Review datasets V1.0 and V2.0 of Cornell University [10] are selected, which are also been used by many of the researchers in the field of sentiment analysis. Movie reviews data set Containing and gold review dataset having many instances (positive and negative) classified by the new method is radial basis kernel hyper parameter in support vector machine is used for evaluation. By default hyperparameter in sigma value is taken zero, when changes

or increase in sigma value then it’s work batter compare to previous. The following graph provides classification accuracy. In their radial basis function of kernel svm hyperparameter in sigma parameter value changes then accuracy become increase. In movie database in 2% accuracy increase during change the hyperparameters value define by a graph. In their change the sigma parameters of rbf in kernel svm. And gold dataset in accuracy is increase is 1.20% and compares Naïve Bayes and kernel svm in accuracy is 5% increase that define by a Figure 2 and Figure 3.

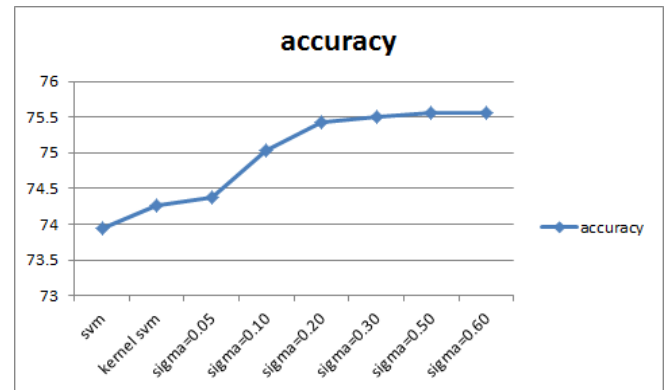


Figure 2. Movie Dataset Accuracy to Changes in Sigma Parameter

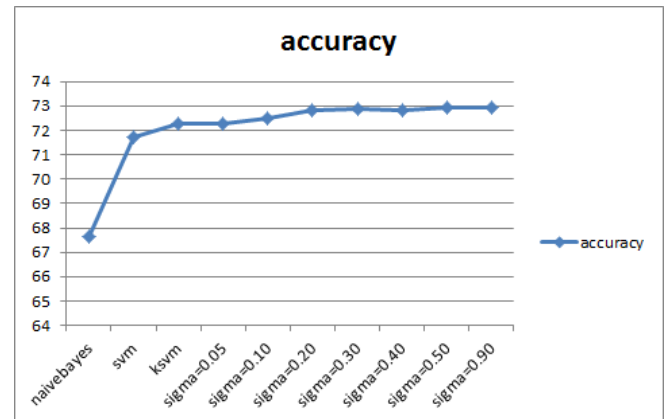


Figure 3. Gold Dataset Accuracy to Changes in Sigma Parameters

V. EXPERIMENTAL SETUP

We conducted experiments in the R Tool platform and R language to run Naïve Bayes, Support vector machine, Kernel svm and changing the value of hyperparameter. We used the package E1071, kernlab, Library for Support Vector Machines.And preprocessing step in tokenization, stop word removal and stemming perform in Net beans.

VI. CONCLUSION

The performance of a classifier depends on feature representation, hyperparameter optimization and regularization. In this work, we mainly used sigma value of hyperparameter, radial basis function, kernel support vector machine..This paper focuses on those hyper parameters of Radial basis function (Rbf) and kernel support vector machine, which can lead to good accuracy results compared to those of the previous results on standard datasets.

Achieves accuracy of gold review dataset in 67.62% and becomes 72.91% and movie review dataset in 73.95% and become 75.56%, when using kernel and radial basis function in apply hyperparameter.

VII. ACKNOWLEDGMENT

The authors would like to thank Prof.Kamlesh Patel and Prof. Maulik Dhamecha, and also grateful to Thanks Prof. Hitesh Parmar for pointing out some related work on Sentiment Analysis.

VIII. REFERENCES

- [1] Godbole, N, Srinivasaiah M, Skiena S. (2007),”Large-scale sentiment analysis foe news and blogs”, In: Proc. Int. Conf. Weblogs and Social Media (ICWSM 07).
- [2] Ms. Gaurangi Patil, Ms. Varsha Galande, Mr. Vedant Kekan, Ms. Kalpana Dange.(2014),” Sentiment Analysis Using Support Vector Machine”,Indian, VIIT Engineering College, Pune.
- [3] Ruchika Sharma (December 2013),”Perform Sentiment Analysis with Machine Learning Technique”,Chitkara University. India.
- [4] Pang, B., Lee, L.(2004),”A sentimental education: Sentiment analysis using subjectivity summarization based on minimum cuts”, In: Proceedings of the ACL. 271-278.
- [5] Matthew Boardman, Thomas Trappenberg. (2006),” A Heuristic for Free Parameter Optimization With Support Vector Machines”, Vancouver, BC, Canada.21(6): 1337—1345
- [6] Pang, B., Lee, L.(2002) Vaithyanathan, S,”Sentiment classification using machine learning techniques. In: Proceedings of the 2002 Conference on Empirical Methods in natural Language Processing”, (EMNLP).79-86
- [7] S V. N. Vapnik.(1999),” The Nature of Statistical Learning Theory”, 2nd ed., New York: Springer-Verlag.
- [8] H.-Q. Wang, D.-S. Huang and B. Wang.(2005),”Optimisation of radial basis function classifiers using simulated annealing algorithm for cancer classification”, Electronics Letters, vol. 41, no. 11, 2005.
- [9] Hitesh Parmar,Sanjay Bhanderi, Glory Shah.(2014),”Sentiment Mining of Movie Reviews using RandomForest with Tuned Hyperparameters”, In India.
- [10] Dataset : cs.cornell.edu/people/pabo/moviereview-